

### Welcome aboard – it's great that you want to volunteer through Be Collective!

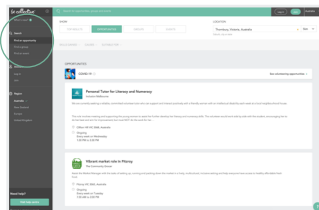
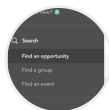
It's easy to sign up to an opportunity – just follow these steps:

STEP

01

Find the right opportunity by **following the link** given to you by the organisation you intend to volunteer for, or by visiting and searching our **available opportunities**.

You can search for opportunities via: **Keyword, location** (an opportunity close to you), **causes supported, virtual status** (a remote opportunity) and **skills gained**.



02

When you find an opportunity that interests you, click on the **title** to learn more. If you want to apply, click on **'Apply'** or **'Express Interest'**.

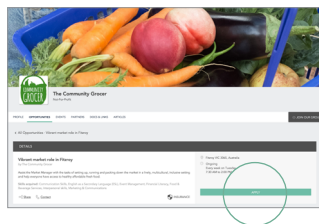
If you aren't logged in to Be Collective, you'll be asked to log in or create your account.

CLICK

Apply

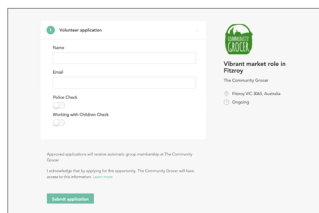
OR

Express interest



03

The volunteer manager may ask you a **few extra questions**, so follow the instructions and fill in the form on the next screen.



04

Click on **'Submit application'**.

Submit application

05

**That's it!** Your application for the volunteer position has been submitted.

The volunteer manager will soon accept your application or get in contact with more information. Good luck!

